



# Specification Information

**Product Code:** 909-100

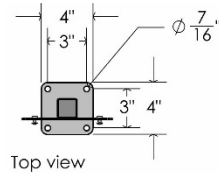
**Product Name:** Heavy Duty Outdoor Pedestal

**Individual Carton UPC:** 624622909109

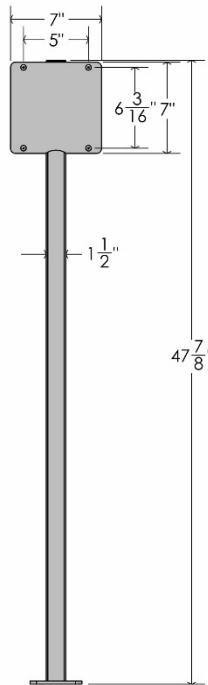
**Individual Carton Shipping Dimensions:** 127.0cm W x 19.1cm H x 19.1cm D (50" W x 7 1/2" H x 7 1/2" D)

**Individual Carton Shipping Weight:** 8.1kg (18 lbs)

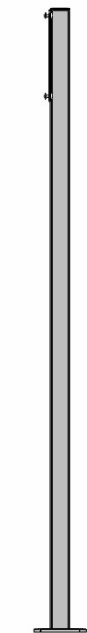
**Site Location:** Frost's 909-100 pedestal is intended for use with the code 909 ash bin, the 2010 pet waste dispenser, and/or 2011 pet waste disposal to allow for ground mounting where wall mounting is impractical. This will most commonly be used in courtyards, parks, near condominiums, and outside office buildings, malls, airports, and universities.



Top view


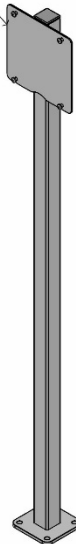


Front view



Side view

Heavy duty pedestal,  
exterior polyester finish.



## Features:

- Made with heavy duty cold rolled steel
- Finished with grey polyester rust proof paint
- Can be mounted to the ground or imbedded in cement
- For use with Frost 909, 2010, or 2011
- Height of 121.9cm (48")

## For use with:

- Frost code 909 – stainless steel ashtray
- Frost code 2010 – pet waste dispenser
- Frost code 2011 – pet waste disposal

Frost Products Ltd

5276 John Lucas Drive  
Burlington, ON, Canada, L7L5Z9

(905) 332-5700  
1-800 667-5094

info@frostproductsltd.com  
www.frostproductsltd.com



# Specification Information

## Materials:

- Vertical Support: 2"x2" cold rolled steel tubing (14 gauge)
- Mounting Plate: 1/8" cold rolled steel
- Ground Mounting Plate: 1/4" cold rolled steel
- Complete Product: all welded construction, finished in grey polyester rust proof paint

## Product Dimensions:

- 17.8cm W x 121.7cm H x 10.2cm D (7" W x 47.9" H x 4" D)

## Product Weight:

- 8.1kg (18 lbs)

**Installation:** Secure pedestal to ground with appropriate anchoring system for floor material. Use ground plate as a template to locate mounting holes. Drill holes and set anchors as required.

**Maintenance:** Normal preventative maintenance and cleaning will keep Frost products functioning properly and may extend normal product life. Products should be wiped down with a damp soft cloth periodically. Approved stainless steel cleaner may be used to clean scuffs or fingerprints on stainless surfaces. Do not use harsh detergents or chemical cleaners. For general dirt and blemishes on painted steel or plastic use warm water and mild soap, or a general mild cleaning solution. When using any type of cleaning solution, spray onto a discrete area to test before full usage. After the cleaning agent is applied, wipe off with a clean soft cloth or sponge. For stainless steel please do not spray with any product containing bleach, acids, or chlorides, which can be found in many cleaning products such as toilet bowl cleaners. Use of these cleaning solutions may cause discolouration and if used for prolonged periods of time they can eat away at points in the stainless steel. If discolouration occurs, the use of an approved stainless steel cleaner and a firmer scrub pad, such as a Scotch Brite Pad #7447, may remove the markings. Wipe away any debris from the area and gently rub with the pad. Then spray the area with a stainless steel cleaner/polish and rinse and dry. Always wipe with the grain direction for stainless steel products. If a cleaning agent has begun to eat away at the steel on a unit then the unit will likely need to be replaced. For stainless steel soap dispensers please avoid use of ammonium-based soaps as these can also cause discolouration and/or damage to the dispensers. The stainless steel that Frost Products uses is of high quality and stainless steel is resistant to rust. However, discolouration that appears to be rust can be caused by cleaning solutions and soaps mentioned above. It is important to discontinue use of any cleaning agent or soap if discolouration begins to occur. Clean off the discolouration as quickly as possible to avoid any permanent damage to the unit. Maintenance staff should be taught how to recognize the signs that they are not using the appropriate cleaning products and how to correctly maintain stainless steel items.

**Warranty:** If any product or part proves to be defective within 12 months from date of shipment from the factory it will be repaired or replaced without any charge including freight costs when authorized. Costs resulting from the installation or removal of defective products are not covered under this warranty. Discolouration to stainless steel parts resulting from exposure to harsh environmental and / or chemicals are not considered to be defects in workmanship or material and are not covered under warranty.